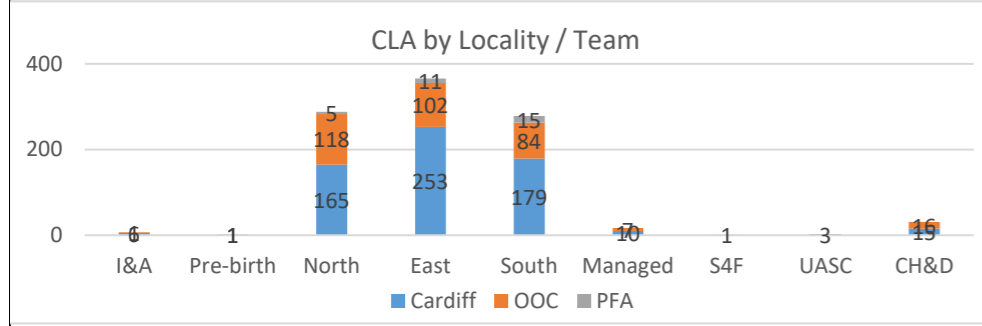
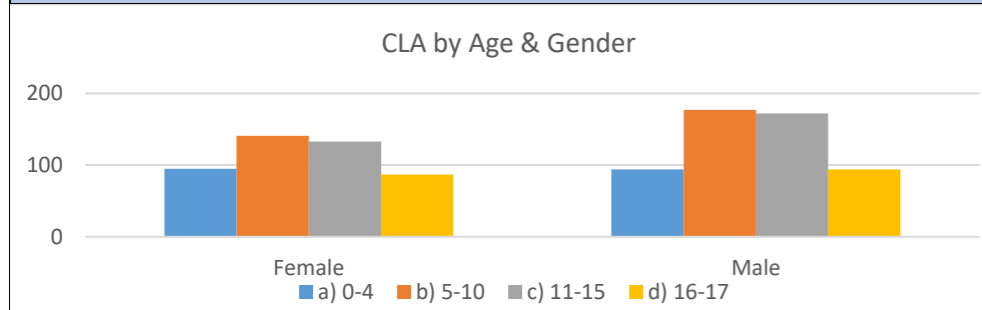
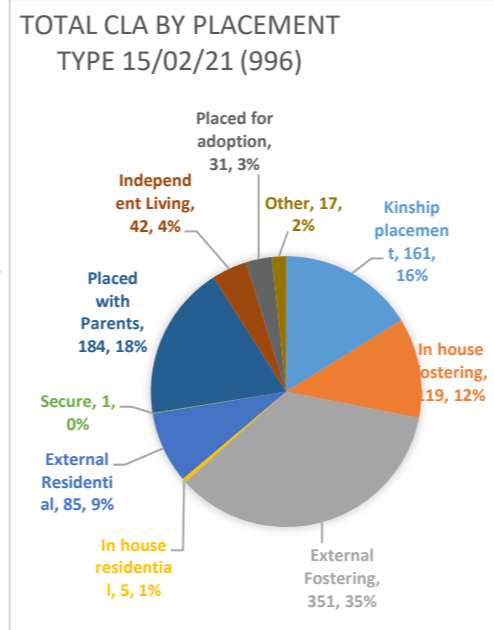
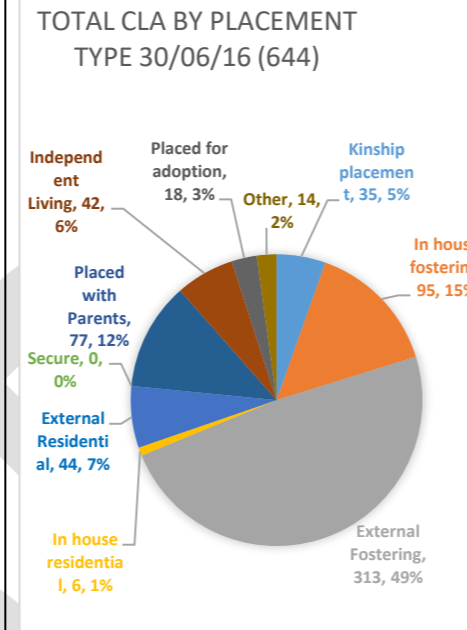
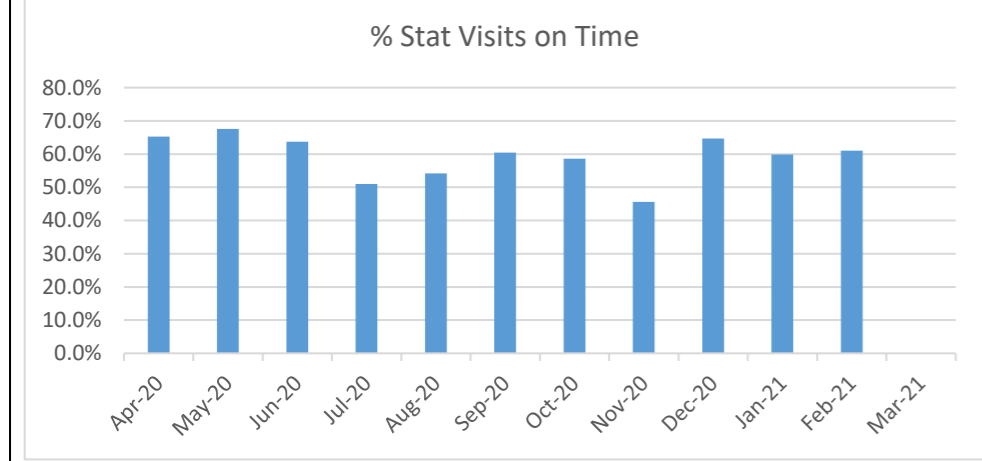
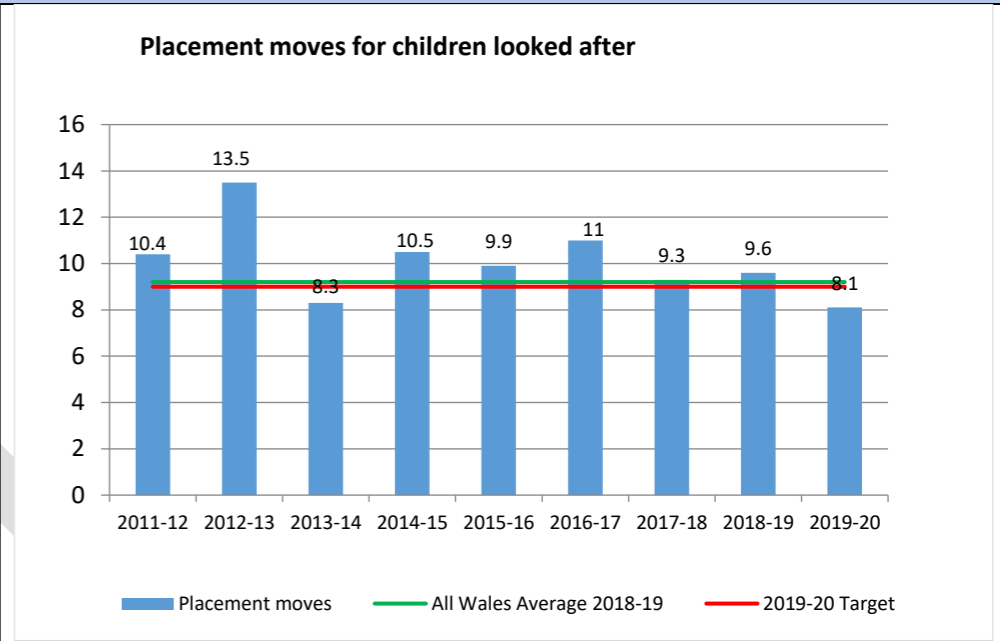


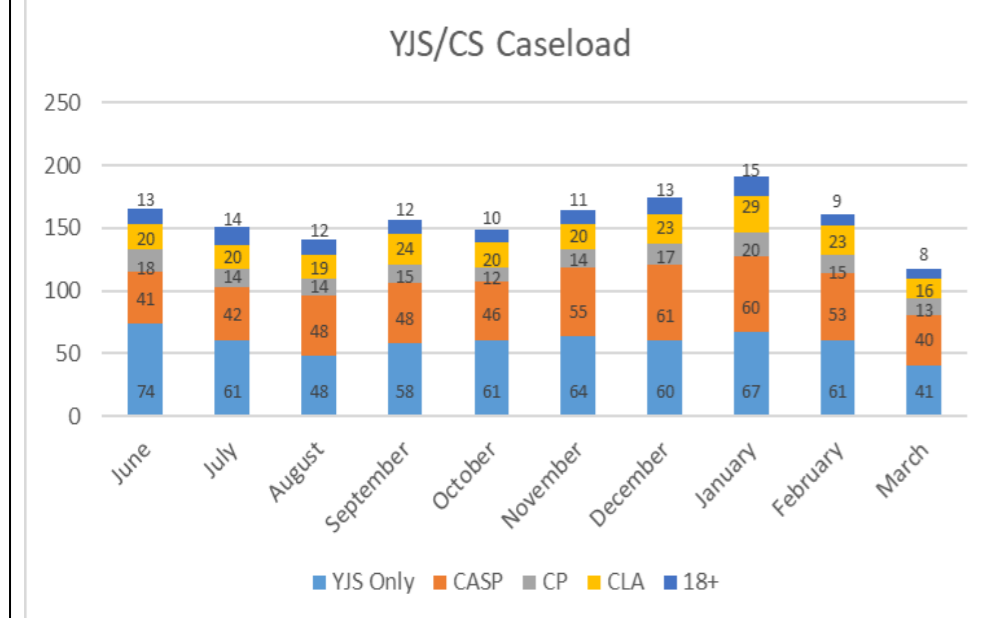
CHILDREN'S SERVICES



Graph showing number of placement ends by month – showing placement move and BLA end



Data development: Number of children in care proceedings and outcome i.e. Supervision Order, Care Order, Special Guardianship Order, and Placement with Parent – including demographics age, gender, ethnicity, and locality.



Case Study

Background:

Young person

- Had a history of severe neglect and abuse with significant ACES
- Moved to a placement specifically to meet the needs of the YP with therapeutic intervention
- Had a history of self-harm

Now

- Regularly undertakes positive outdoor activities that build self esteem
- Positively engages with therapy
- Developing independent skills and is enjoying

Commentary

Draft Corporate Parenting KPI Dashboard Reporting Period

EDUCATION

The number of looked after children:

- In a Cardiff school or setting
- In an out of county school or setting
- Not in provision

Exclusions:

- Number and % of LACE with one or more fixed term exclusion (Sept to date)
- Number and % of LACE permanently excluded this year (Sept to date)

Attendance: Only Summer Term can be reported this year

- % attendance at school - Cardiff

LACE Not in Provision (NIP):

- To include regular reporting on timescales, reasons and actions
- Number of LACE NIP living in Cardiff
- Av Weeks NIP (Cardiff)
- Number of LACE NIP living in OOC
- Av Weeks NIP (OOO)

Personal Education Plans:

- Total number and % of LACE with a PEP this academic year
- Total number and % of LACE with a PEP this academic year (Cardiff Schools)
- Total number and % of LACE with a PEP this academic year (OOO Schools)

Case Study

Commentary

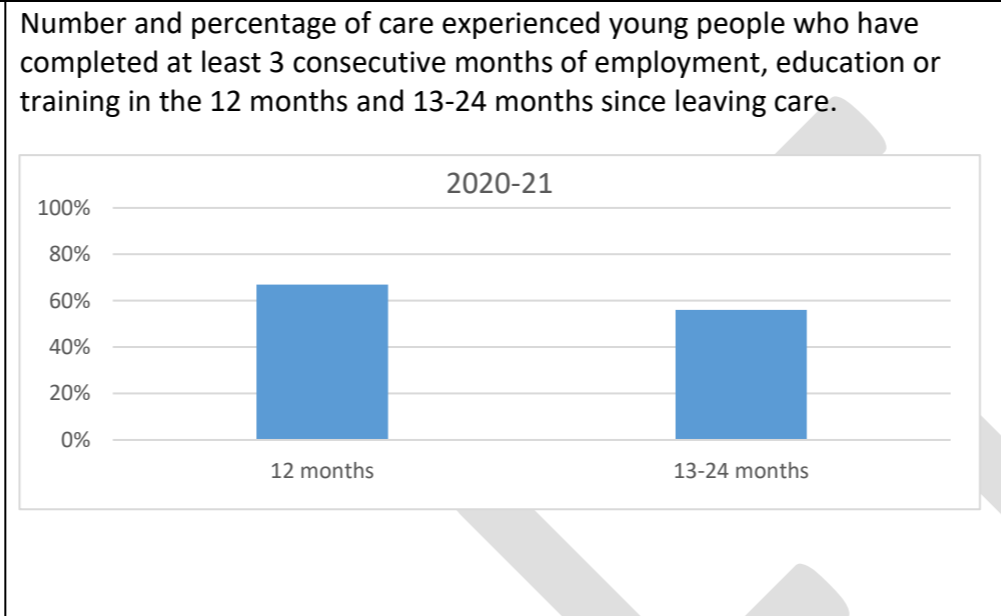
Draft Corporate Parenting KPI Dashboard Reporting Period

ADOLESCENTS

Bright Future/ NEET - 16-24 year olds, NEET, who are care experienced. Cardiff Council project

- New Employment
- Enter Employment
- Entered Education
- Bright Start Work Placements
- Current number of young people receiving pre engagement support

Contrast with leaving care whole cohort



Housing / Young person Gateway

KPIs:

- % of care leavers prevented from becoming homeless (target is 90%)
- Number of care leavers housed in supported accommodation in the Young Person's Accommodation & Support Gateway
- Number of care leavers housed permanently in social housing through the Training Tenancy scheme
- # of care leavers successfully maintaining their social housing tenancy through the Training Tenancy scheme (target 95%)
- # of additional units of supported accommodation in the Young Person's Accommodation & Support Gateway (target is 16 units by Autumn 2021)

HEALTH

Number of children LA in Cardiff (split into those who are "in house" and those "out of area") (split into adoptions also)

Number of new referrals

Graph showing Health assessments completed (in and out of time) and ongoing:

OTHER

More health data will be provided , Children Services is working with Cardiff and the Vale Health board to help capture data in relation specifically to CLA.

Mind of my own/ participation data- in development

DV – peer to peer in relationship CLA/CL
CLA/CL child to adults